

# TIDAL PREDICTIONS FOR KIRIBATI - BETIO

**MARCH 2018**

Local Standard Time

**SUNDAY**

**MONDAY**

**TUESDAY**

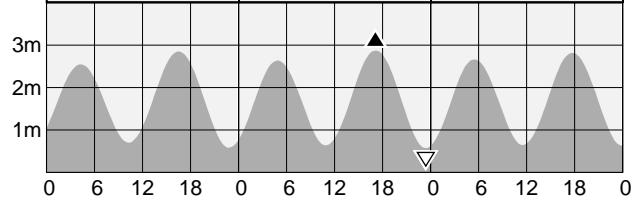
**WEDNESDAY**

**THURSDAY**

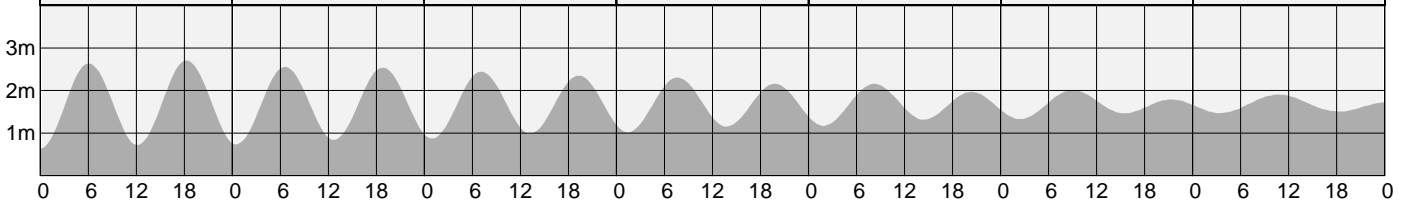
**FRIDAY**

**SATURDAY**

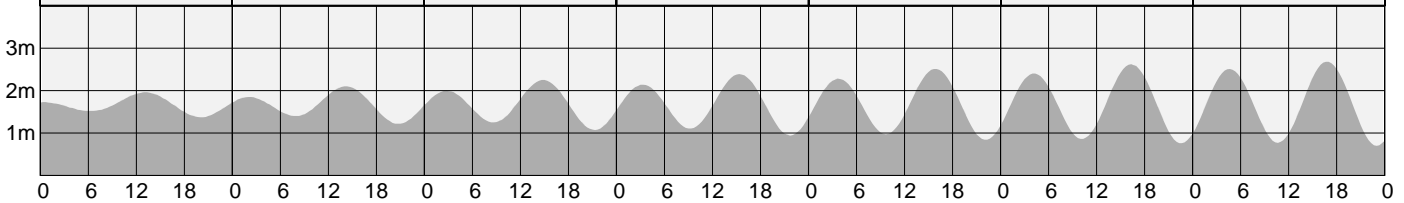
<b>1</b>	0416 2.55 1015 0.70 1630 2.85 2248 0.58	<b>2</b>	0454 2.64 1053 0.64 1708 2.88 2323 0.57	<b>3</b>	0529 2.67 1130 0.64 1743 2.82 2357 0.63
----------	--	----------	--	----------	--



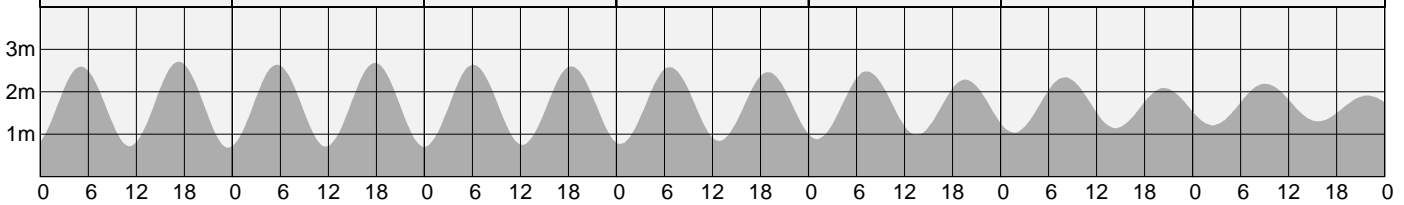
<b>4</b>	0602 2.64 1206 0.71 1815 2.71	<b>5</b>	0028 0.73 0634 2.56 1239 0.83 1846 2.54	<b>6</b>	0057 0.87 0705 2.44 1312 0.99 1916 2.35	<b>7</b>	0124 1.02 0737 2.31 1345 1.15 1946 2.16	<b>8</b>	0152 1.17 0813 2.16 1424 1.32 2021 1.97	<b>9</b>	0226 1.33 0902 2.01 1529 1.46 2122 1.79	<b>10</b>	0327 1.47 1047 1.90 1822 1.51
----------	-------------------------------------	----------	--	----------	--	----------	--	----------	--	----------	--	-----------	-------------------------------------



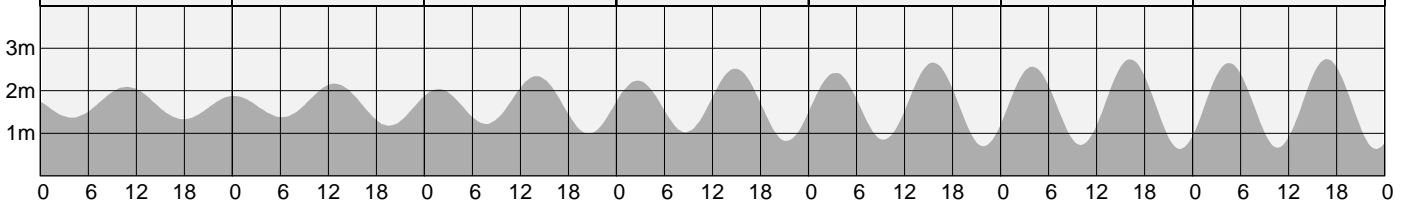
<b>11</b>	0025 1.73 0616 1.52 1305 1.96 2003 1.37	<b>12</b>	0206 1.85 0754 1.40 1411 2.10 2045 1.21	<b>13</b>	0248 2.00 0838 1.25 1451 2.25 2115 1.07	<b>14</b>	0318 2.14 0911 1.10 1523 2.39 2142 0.94	<b>15</b>	0345 2.28 0940 0.97 1551 2.52 2207 0.84	<b>16</b>	0411 2.40 1008 0.86 1619 2.62 2233 0.75	<b>17</b>	0437 2.51 1037 0.77 1648 2.68 2300 0.70
-----------	--	-----------	--	-----------	--	-----------	--	-----------	--	-----------	--	-----------	--



<b>18</b>	0504 2.59 1108 0.72 1717 2.71 2328 0.68	<b>19</b>	0534 2.64 1140 0.71 1747 2.68 2358 0.70	<b>20</b>	0605 2.64 1214 0.75 1820 2.60	<b>21</b>	0029 0.77 0639 2.59 1249 0.84 1855 2.47	<b>22</b>	0102 0.88 0717 2.48 1330 0.98 1935 2.29	<b>23</b>	0141 1.04 0801 2.34 1422 1.14 2026 2.09	<b>24</b>	0230 1.21 0904 2.19 1542 1.30 2150 1.91
-----------	--	-----------	--	-----------	-------------------------------------	-----------	--	-----------	--	-----------	--	-----------	--



<b>25</b>	0355 1.37 1049 2.09 1754 1.33	<b>26</b>	0012 1.88 0611 1.38 1248 2.17 1934 1.18	<b>27</b>	0146 2.04 0741 1.22 1401 2.34 2030 0.99	<b>28</b>	0241 2.24 0837 1.02 1453 2.53 2113 0.82	<b>29</b>	0322 2.43 0921 0.85 1534 2.66 2150 0.69	<b>30</b>	0359 2.57 1000 0.72 1612 2.74 2224 0.63	<b>31</b>	0432 2.66 1036 0.66 1646 2.75 2257 0.63
-----------	-------------------------------------	-----------	--	-----------	--	-----------	--	-----------	--	-----------	--	-----------	--



- ▲ Highest tide of the month
- ▼ Lowest tide of the month
- ▽ Lowest tide of the year
- New moon
- ◐ First quarter
- Full moon
- ◑ Last quarter

© Copyright: Commonwealth of Australia 2017, Bureau of Meteorology

**Disclaimer:** These tide predictions are supplied in good faith and are believed to be correct. They are not necessarily related to a local hydrographic chart datum.

No warranty is given in respect to errors, omissions, or suitability for any purpose.