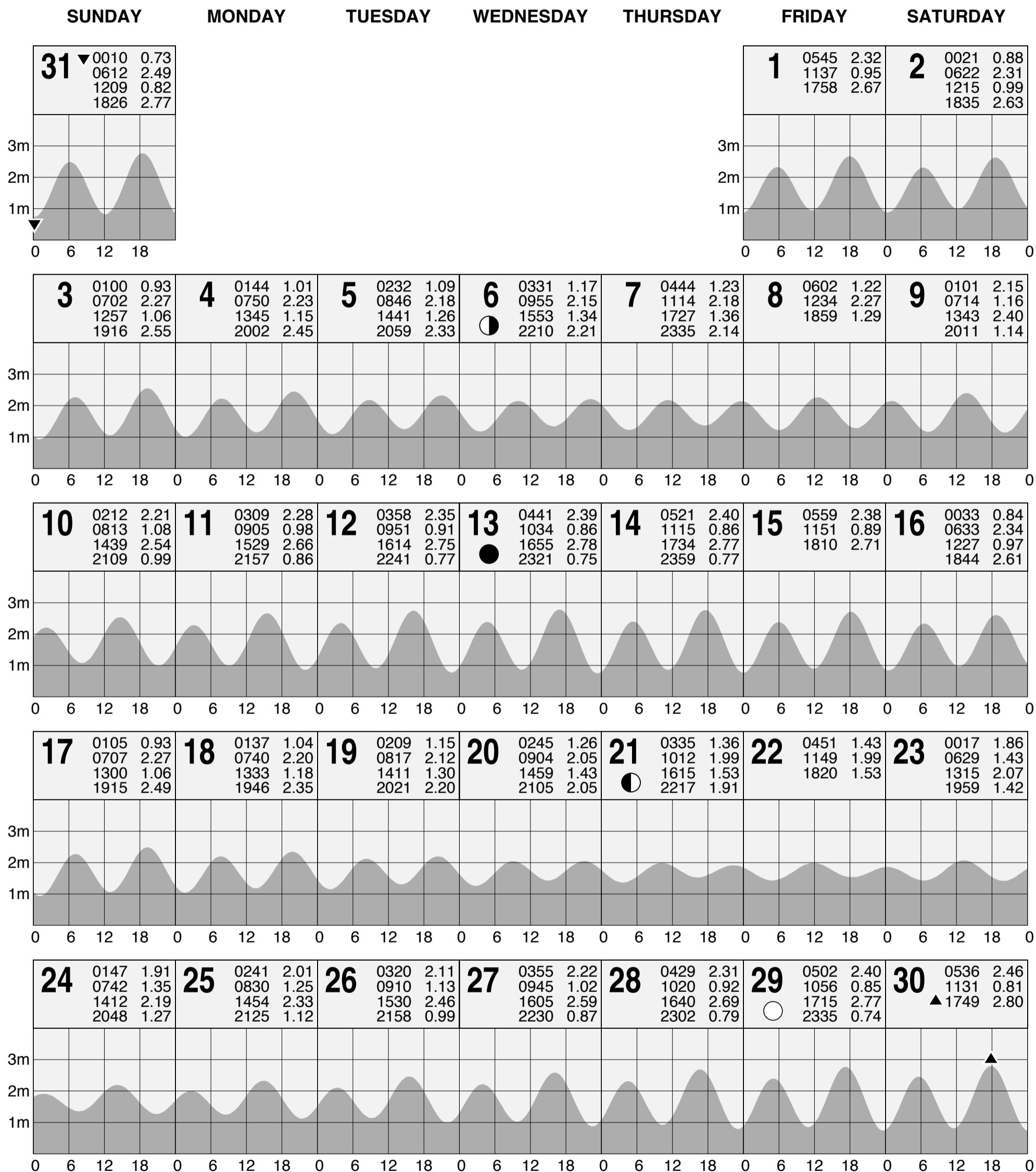


TIDAL PREDICTIONS FOR KIRIBATI - BETIO

JANUARY 2021

Local Standard Time



- ▲ Highest tide of the month
- ▼ Lowest tide of the month
- New moon
- ◐ First quarter
- Full moon
- ◑ Last quarter

© Copyright: Commonwealth of Australia 2020, Bureau of Meteorology

Disclaimer: These tide predictions are supplied in good faith and are believed to be correct. They are not necessarily related to a local hydrographic chart datum.

No warranty is given in respect to errors, omissions, or suitability for any purpose.

TIDAL PREDICTIONS FOR KIRIBATI - BETIO

FEBRUARY 2021

Local Standard Time

SUNDAY

MONDAY

TUESDAY

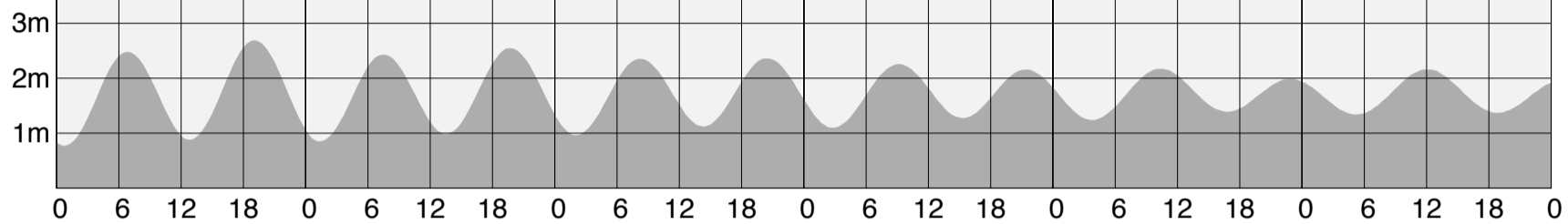
WEDNESDAY

THURSDAY

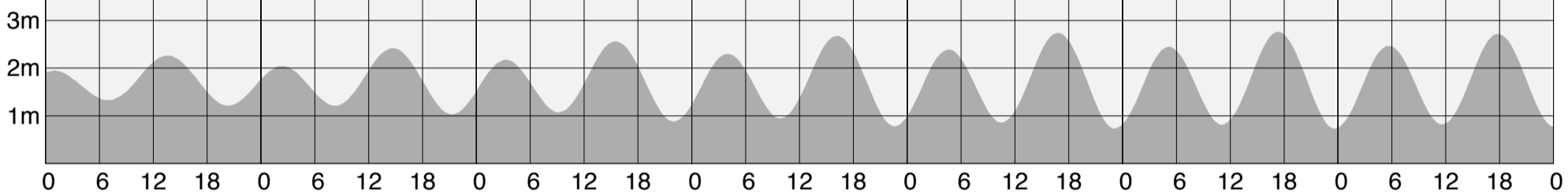
FRIDAY

SATURDAY

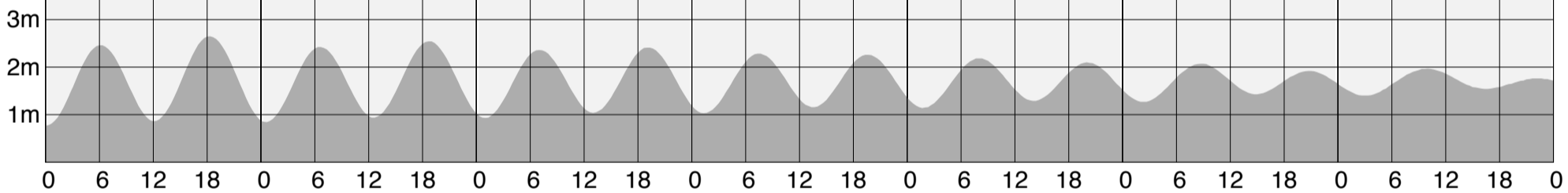
1	0045	0.77	2	0122	0.85	3	0201	0.96	4	0247	1.10	5	0345	1.24	6	0514	1.34
	0649	2.48		0730	2.43		0815	2.35		0909	2.26		1023	2.17		1203	2.16
	1248	0.88		1330	0.98		1417	1.12		1516	1.27		1647	1.39		1851	1.37
	1903	2.69		1943	2.55		2028	2.37		2125	2.16		☾	2252		1.99	



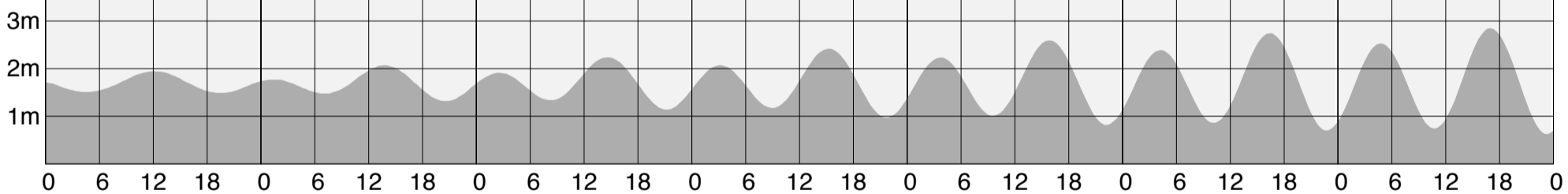
7	0055	1.95	8	0222	2.04	9	0317	2.17	10	0400	2.30	11	0437	2.39	12	0509	2.45	13	0539	2.47
	0658	1.32		0814	1.21		0908	1.07		0951	0.95		1030	0.86		1103	0.81		1135	0.82
	1337	2.26		1442	2.42		1530	2.57		1612	2.68		1647	2.74		1720	2.76		1749	2.72
	2020	1.21		2116	1.03		2159	0.88		2235	0.78		2308	0.73		●	2338		0.73	



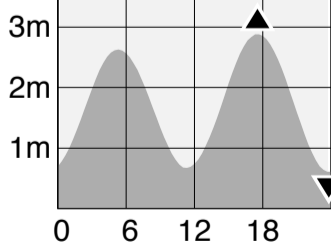
14	0006	0.77	15	0031	0.84	16	0057	0.93	17	0121	1.03	18	0147	1.14	19	0217	1.27	20	0300	1.40
	0607	2.46		0634	2.42		0700	2.36		0729	2.28		0801	2.18		0844	2.07		0953	1.97
	1204	0.86		1233	0.94		1301	1.04		1331	1.16		1405	1.29		1452	1.43		1627	1.54
	1816	2.65		1843	2.55		1908	2.42		1935	2.26		2005	2.10		2047	1.92		☾	2217



21	0436	1.51	22	0125	1.77	23	0232	1.91	24	0310	2.07	25	0343	2.23	26	0414	2.39	27	0446	2.53
	1207	1.95		0704	1.48		0815	1.34		0857	1.17		0932	1.01		1008	0.85		1043	0.74
	1932	1.49		1345	2.07		1436	2.24		1515	2.42		1550	2.60		1624	2.74		1658	2.85
				2035	1.32		2110	1.14		2142	0.97		2212	0.82		2243	0.70		☉	2315



28	0519	2.63
	1118	0.67
	▲1732	2.88
	▼2348	0.60



- ▲ Highest tide of the month
- ▼ Lowest tide of the month
- New moon
- ☾ First quarter
- ☉ Full moon
- ☽ Last quarter

© Copyright: Commonwealth of Australia 2020, Bureau of Meteorology

Disclaimer: These tide predictions are supplied in good faith and are believed to be correct. They are not necessarily related to a local hydrographic chart datum.

No warranty is given in respect to errors, omissions, or suitability for any purpose.

TIDAL PREDICTIONS FOR KIRIBATI - BETIO

MARCH 2021

Local Standard Time

SUNDAY

MONDAY

TUESDAY

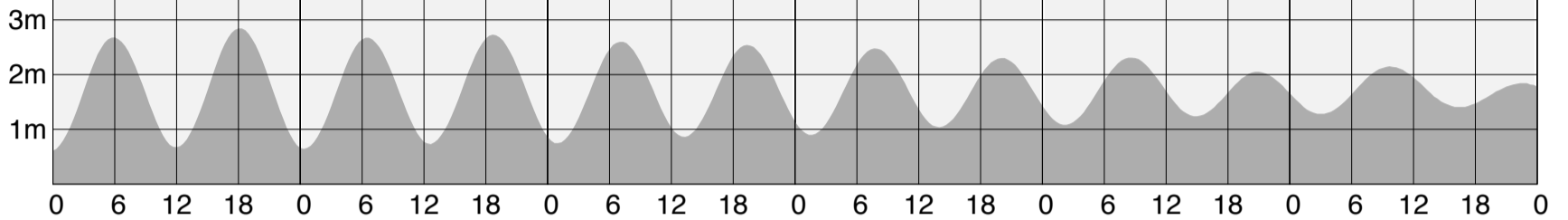
WEDNESDAY

THURSDAY

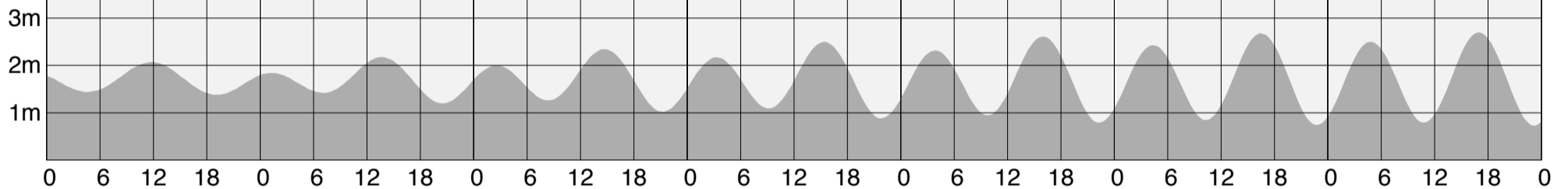
FRIDAY

SATURDAY

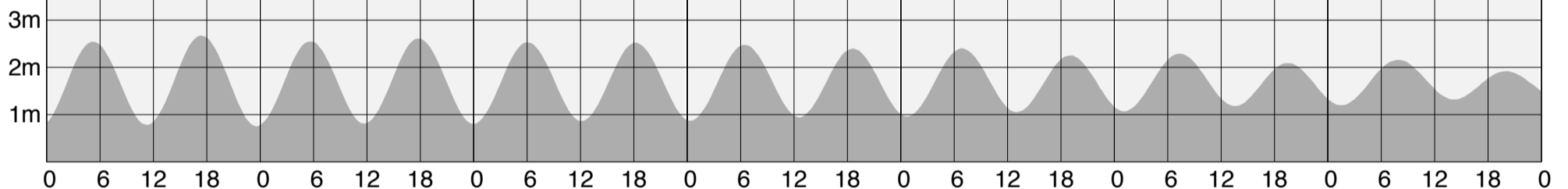
1	0553	2.68	2	0022	0.64	3	0056	0.74	4	0131	0.89	5	0211	1.08	6	0300	1.28
	1156	0.67		0629	2.67		0706	2.60		0746	2.48		0834	2.32		0944	2.15
	1808	2.84		1233	0.73		1314	0.86		1358	1.04		1453	1.24		1630	1.40
			1844	2.73		1921	2.54		2002	2.31		2054	2.05		2231	1.84	



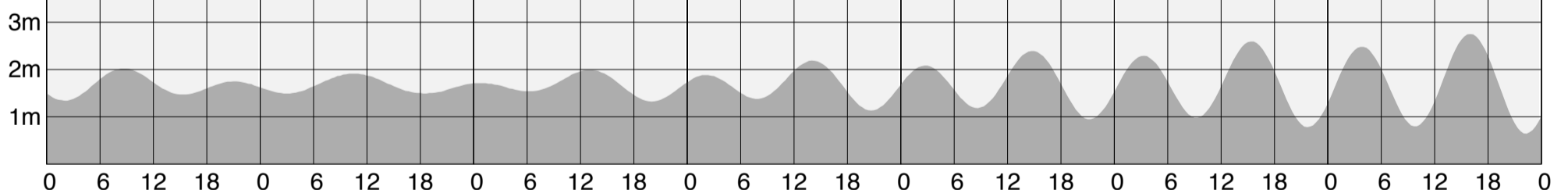
7	0437	1.44	8	0116	1.84	9	0234	2.00	10	0318	2.17	11	0352	2.32	12	0421	2.43	13	0448	2.51
	1148	2.07		0704	1.42		0821	1.26		0907	1.09		0944	0.95		1016	0.85		1045	0.79
	1906	1.38		1340	2.18		1442	2.35		1524	2.50		1559	2.61		1630	2.68		1657	2.70
			2028	1.20		2113	1.02		2146	0.88		2216	0.79		2244	0.74		2310	0.73	



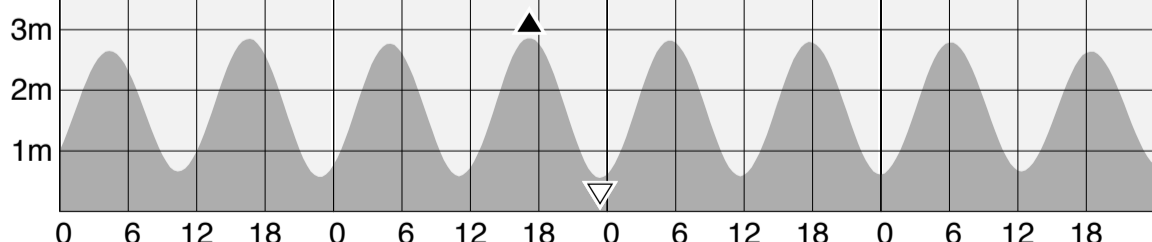
14	0513	2.54	15	0537	2.55	16	0601	2.53	17	0019	0.87	18	0042	0.96	19	0105	1.07	20	0130	1.20
	1114	0.78		1140	0.81		1206	0.86		0626	2.48		0652	2.40		0720	2.29		0753	2.16
	1723	2.67		1747	2.61		1812	2.52		1233	0.94		1300	1.05		1331	1.18		1410	1.32
			2333	0.75		2357	0.80		1836	2.40		1901	2.25		1929	2.09		2002	1.92	



21	0201	1.34	22	0258	1.49	23	0047	1.71	24	0209	1.89	25	0245	2.08	26	0317	2.29	27	0348	2.48
	0841	2.02		1030	1.91		0612	1.54		0748	1.38		0833	1.18		0911	0.98		0947	0.80
	1515	1.47		1827	1.49		1303	1.99		1406	2.19		1448	2.40		1524	2.59		1600	2.75
			2107	1.75		2002	1.32		2040	1.13		2112	0.95		2143	0.78		2215	0.64	



28	0421	2.65	29	0455	2.77	30	0530	2.82	31	0606	2.80
	1023	0.66		1100	0.58		1138	0.58		1217	0.66
	1634	2.85		1710	2.87		1746	2.80		1824	2.64
			2247	0.56	2321	0.55	2355	0.61			



- ▲ Highest tide of the month
- ▼ Lowest tide of the month
- ▽ Lowest tide of the year
- New moon
- ◐ First quarter
- Full moon
- ◑ Last quarter

© Copyright: Commonwealth of Australia 2020, Bureau of Meteorology

Disclaimer: These tide predictions are supplied in good faith and are believed to be correct. They are not necessarily related to a local hydrographic chart datum.

No warranty is given in respect to errors, omissions, or suitability for any purpose.

Tide gauge zero is 3.5334 metres below KIR1

TIDAL PREDICTIONS FOR KIRIBATI - BETIO

APRIL 2021

Local Standard Time

SUNDAY

MONDAY

TUESDAY

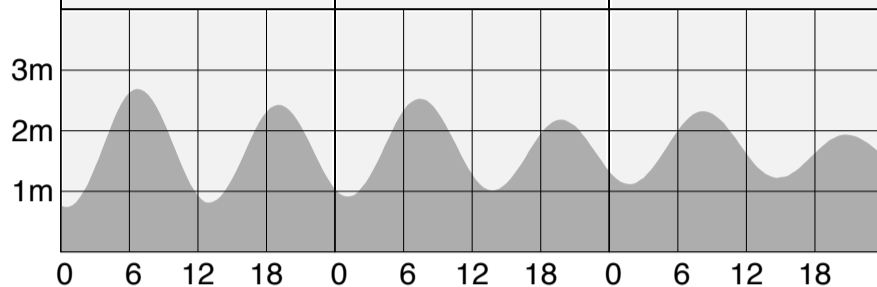
WEDNESDAY

THURSDAY

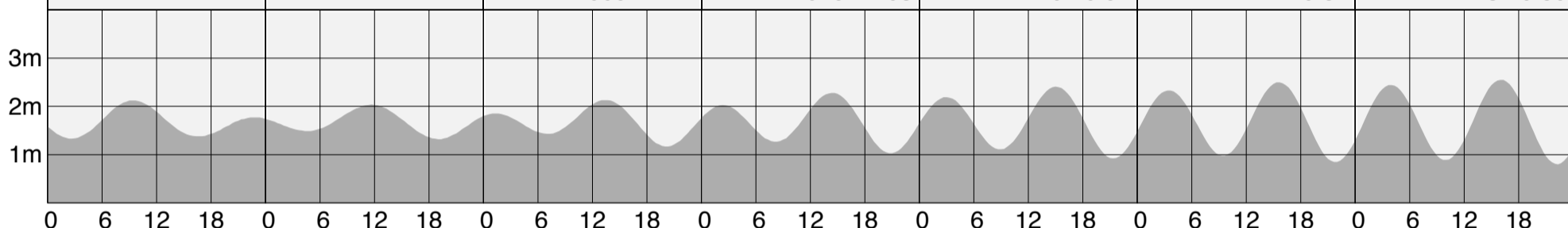
FRIDAY

SATURDAY

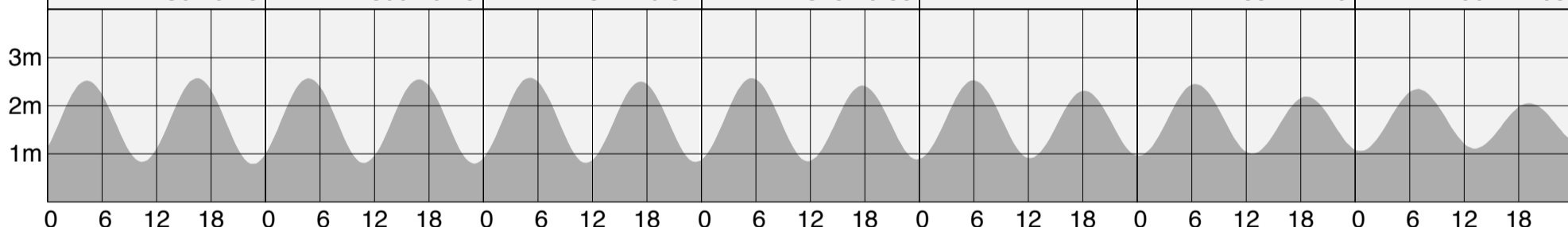
1	0030 0.73	2	0106 0.91	3	0145 1.12
	0644 2.69		0725 2.53		0813 2.32
	1300 0.81		1345 1.01		1446 1.22
	1903 2.43		1946 2.18		2045 1.94



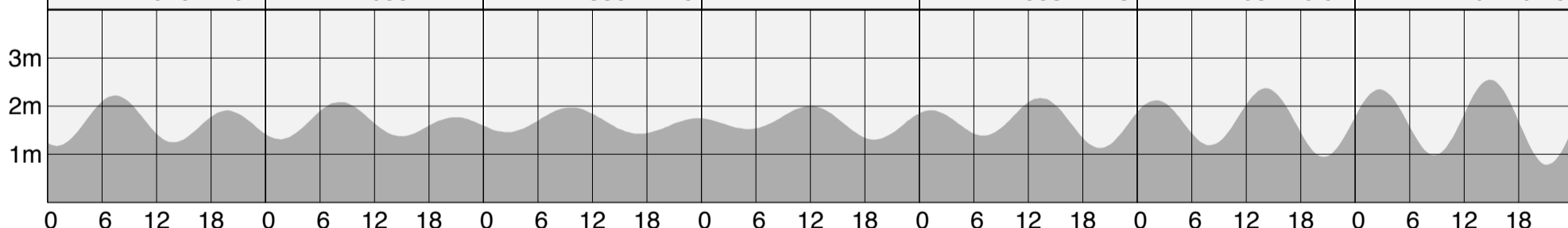
4	0236 1.33	5	0432 1.49	6	0120 1.85	7	0222 2.03	8	0259 2.19	9	0329 2.33	10	0355 2.44
	0925 2.12		1140 2.03		0703 1.43		0810 1.26		0852 1.11		0926 0.98		0955 0.88
	1636 1.37		1901 1.32		1327 2.13		1424 2.28		1503 2.41		1534 2.50		1602 2.55
	2247 1.77		2009 1.17		2049 1.03		2120 0.92		2147 0.84		2213 0.80		



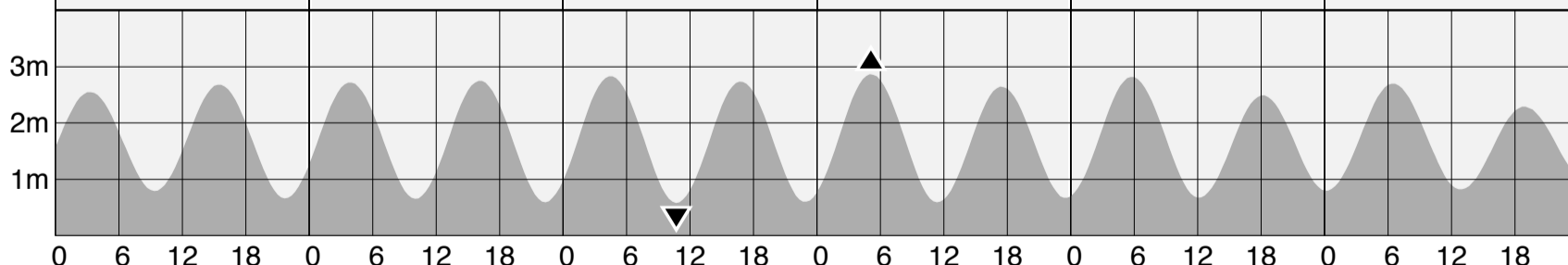
11	0419 2.52	12	0444 2.57	13	0507 2.59	14	0531 2.57	15	0557 2.53	16	0009 0.96	17	0033 1.05
	1023 0.83		1049 0.80		1115 0.81		1143 0.84		1210 0.91		0624 2.45		0652 2.35
	1629 2.57		1654 2.55		1718 2.50		1744 2.42		1810 2.32		1239 1.00		1310 1.11
	2236 0.78		2300 0.79		2322 0.82		2345 0.88		1837 2.19		1837 2.19		1907 2.05



18	0100 1.17	19	0135 1.31	20	0235 1.46	21	0511 1.52	22	0117 1.91	23	0204 2.12	24	0241 2.35
	0725 2.22		0810 2.09		0939 1.97		1159 2.00		0703 1.39		0759 1.19		0842 0.98
	1350 1.24		1453 1.38		1711 1.43		1901 1.30		1320 2.17		1410 2.37		1451 2.55
	1945 1.91		2055 1.77		2335 1.75		2335 1.75		1953 1.13		2031 0.94		2107 0.78



25	0316 2.55	26	0352 2.72	27	0429 2.83	28	0507 2.87	29	0546 2.82	30	0009 0.80
	0922 0.79		1001 0.65		1042 0.58		1123 0.59		1206 0.67		0628 2.70
	1530 2.69		1608 2.75		1647 2.74		1728 2.65		1809 2.49		1252 0.82
	2142 0.66		2217 0.59		2254 0.59		2330 0.66		1854 2.29		1854 2.29



- ▲ Highest tide of the month
- ▼ Lowest tide of the month
- New moon
- ◐ First quarter
- Full moon
- ◑ Last quarter

© Copyright: Commonwealth of Australia 2020, Bureau of Meteorology

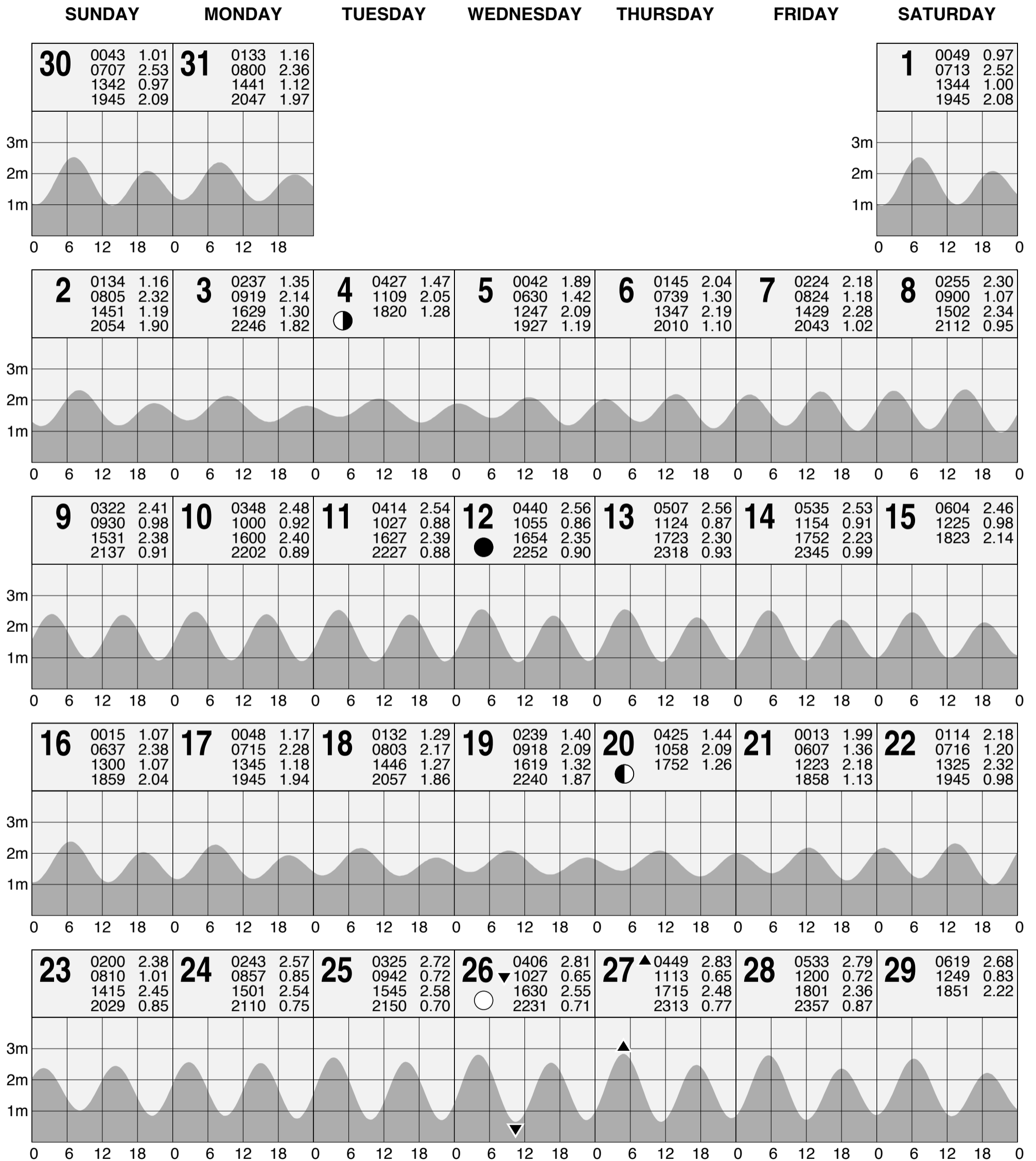
Disclaimer: These tide predictions are supplied in good faith and are believed to be correct. They are not necessarily related to a local hydrographic chart datum.

No warranty is given in respect to errors, omissions, or suitability for any purpose.

TIDAL PREDICTIONS FOR KIRIBATI - BETIO

MAY 2021

Local Standard Time



- ▲ Highest tide of the month
- ▼ Lowest tide of the month
- New moon
- ◐ First quarter
- Full moon
- ◑ Last quarter

© Copyright: Commonwealth of Australia 2020, Bureau of Meteorology

Disclaimer: These tide predictions are supplied in good faith and are believed to be correct. They are not necessarily related to a local hydrographic chart datum.

No warranty is given in respect to errors, omissions, or suitability for any purpose.

TIDAL PREDICTIONS FOR KIRIBATI - BETIO

JUNE 2021

Local Standard Time

SUNDAY

MONDAY

TUESDAY

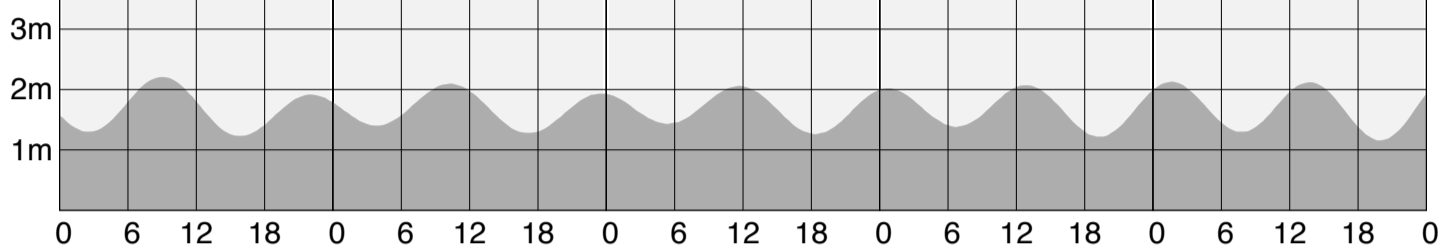
WEDNESDAY

THURSDAY

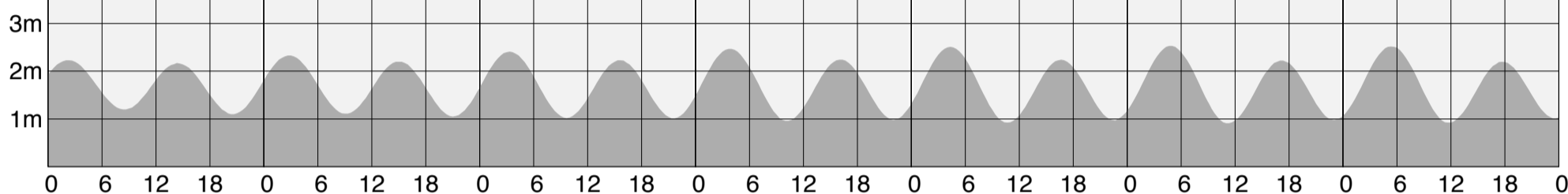
FRIDAY

SATURDAY

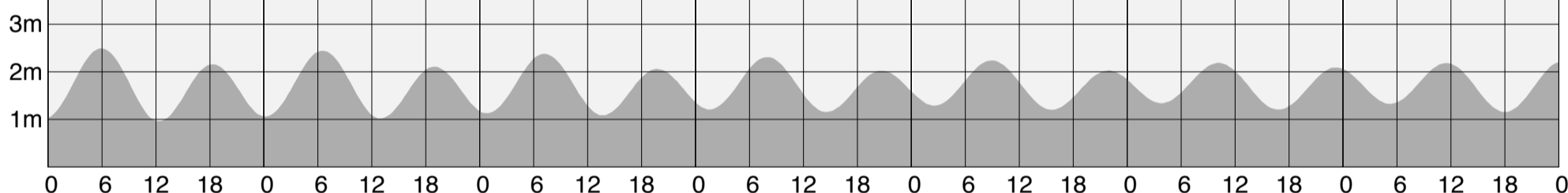
1	0232 1.30 0900 2.21 1550 1.23 2204 1.92	2	0349 1.40 1015 2.10 1711 1.28 2331 1.94	3	0523 1.43 1140 2.05 1824 1.26	4	0044 2.02 0647 1.38 1251 2.07 1917 1.22	5	0135 2.13 0745 1.30 1344 2.12 1959 1.16
----------	--	----------	--	----------	-------------------------------------	----------	--	----------	--



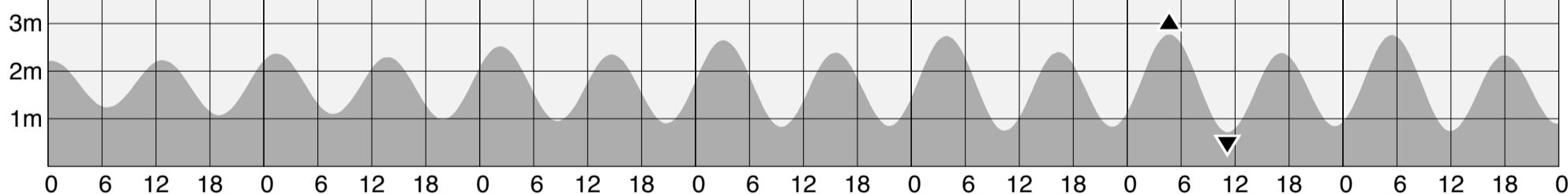
6	0215 2.23 0829 1.20 1426 2.17 2032 1.10	7	0247 2.33 0905 1.10 1501 2.20 2102 1.05	8	0318 2.41 0938 1.02 1534 2.23 2131 1.01	9	0348 2.47 1010 0.96 1606 2.24 2200 0.98	10	0419 2.51 1041 0.92 1638 2.24 2230 0.97	11	0450 2.53 1112 0.91 1710 2.23 2300 0.98	12	0522 2.52 1145 0.92 1743 2.20 2333 1.01
----------	--	----------	--	----------	--	----------	--	-----------	--	-----------	--	-----------	--



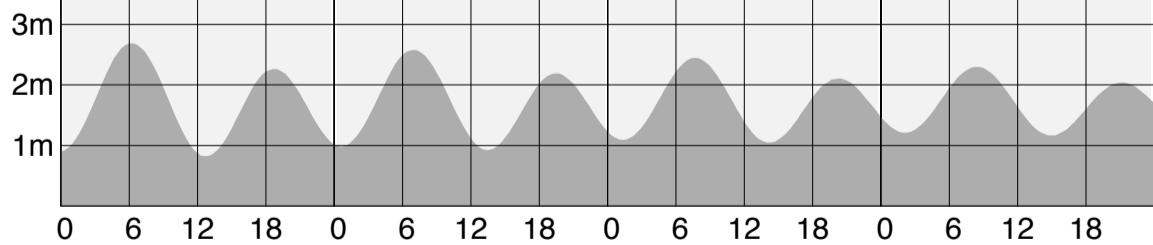
13	0555 2.49 1218 0.96 1817 2.16	14	0008 1.06 0630 2.45 1257 1.02 1857 2.11	15	0047 1.13 0711 2.38 1340 1.09 1944 2.06	16	0134 1.21 0758 2.31 1431 1.16 2043 2.02	17	0232 1.29 0857 2.24 1535 1.20 2156 2.03	18	0347 1.34 1010 2.19 1649 1.20 2313 2.09	19	0515 1.33 1128 2.19 1800 1.16
-----------	-------------------------------------	-----------	--	-----------	--	-----------	--	-----------	--	-----------	--	-----------	-------------------------------------



20	0023 2.22 0635 1.24 1242 2.23 1901 1.07	21	0123 2.37 0742 1.10 1345 2.29 1955 0.98	22	0215 2.52 0839 0.95 1441 2.35 2045 0.90	23	0305 2.65 0931 0.83 1533 2.39 2132 0.85	24	0353 2.74 1021 0.75 1622 2.40 2218 0.83	25	0441 2.77 1109 0.72 1711 2.38 2305 0.84	26	0527 2.76 1156 0.74 1758 2.33 2350 0.90
-----------	--	-----------	--	-----------	--	-----------	--	-----------	--	-----------	--	-----------	--



27	0613 2.69 1242 0.82 1843 2.27	28	0035 0.98 0657 2.58 1326 0.92 1929 2.19	29	0120 1.09 0740 2.45 1410 1.05 2015 2.11	30	0206 1.21 0825 2.30 1456 1.16 2108 2.04
-----------	-------------------------------------	-----------	--	-----------	--	-----------	--



- ▲ Highest tide of the month
- ▼ Lowest tide of the month
- New moon
- ◐ First quarter
- Full moon
- ◑ Last quarter

© Copyright: Commonwealth of Australia 2020, Bureau of Meteorology

Disclaimer: These tide predictions are supplied in good faith and are believed to be correct. They are not necessarily related to a local hydrographic chart datum.

No warranty is given in respect to errors, omissions, or suitability for any purpose.

TIDAL PREDICTIONS FOR KIRIBATI - BETIO

JULY 2021

Local Standard Time

SUNDAY

MONDAY

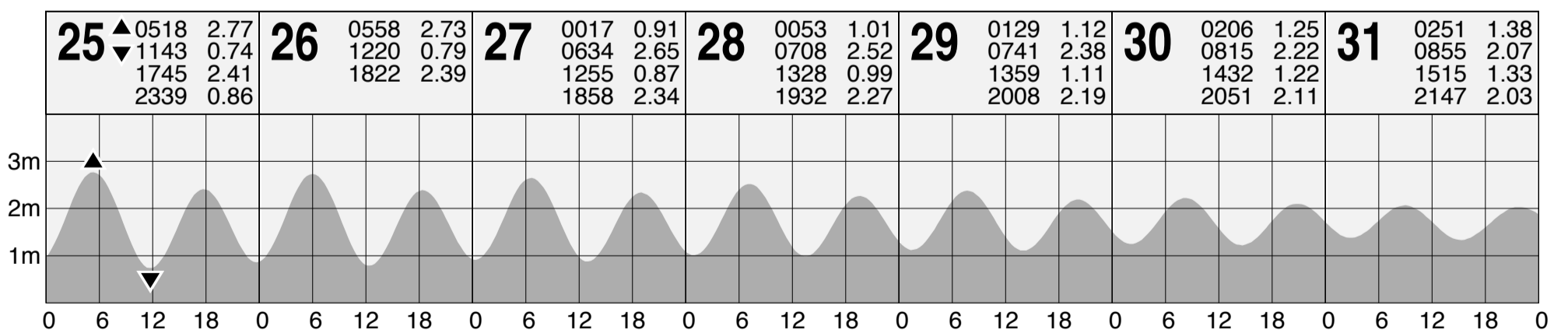
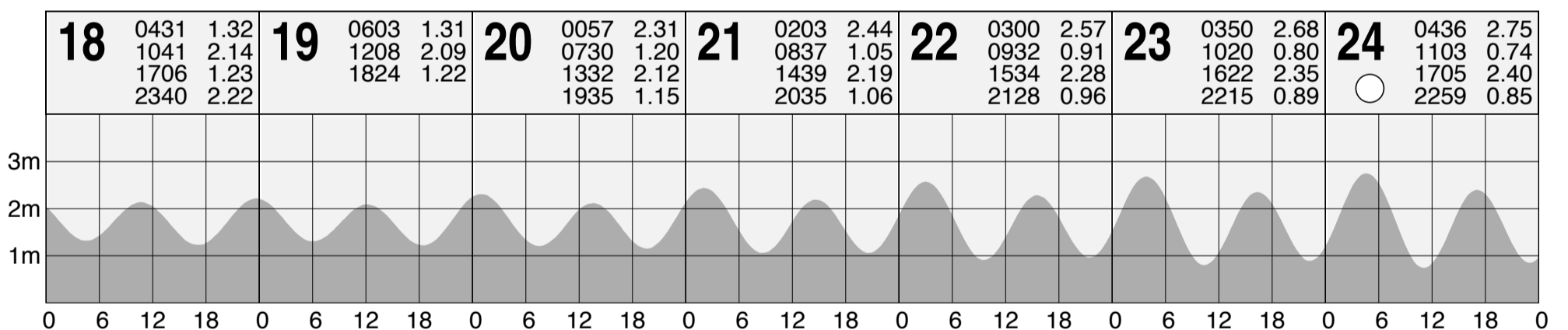
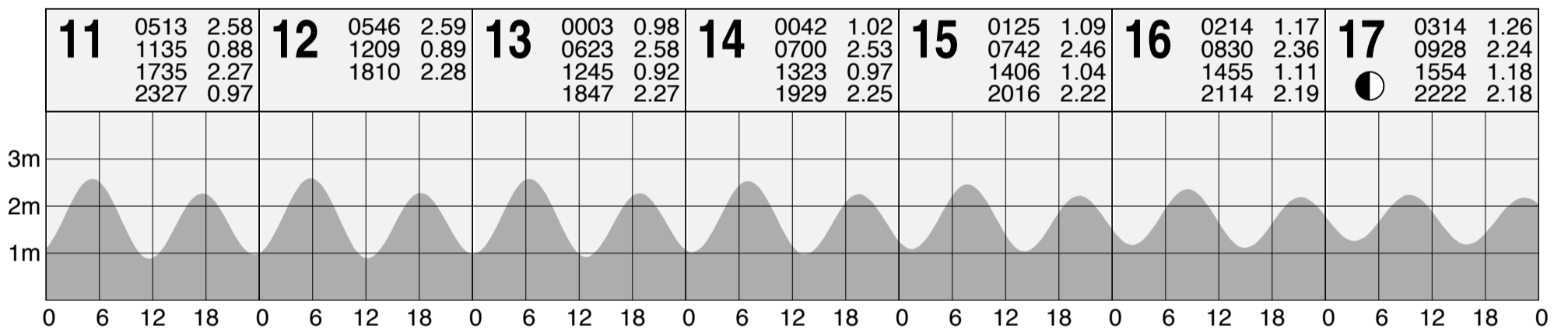
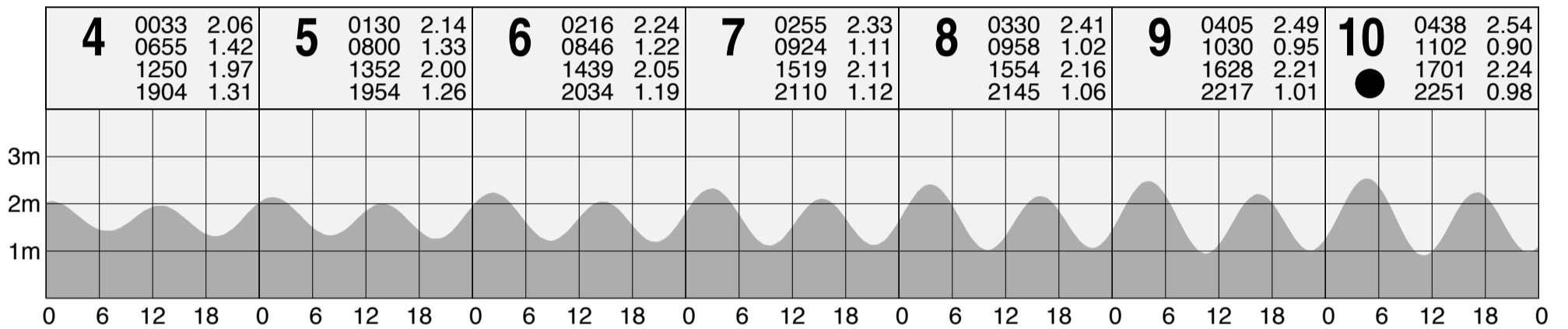
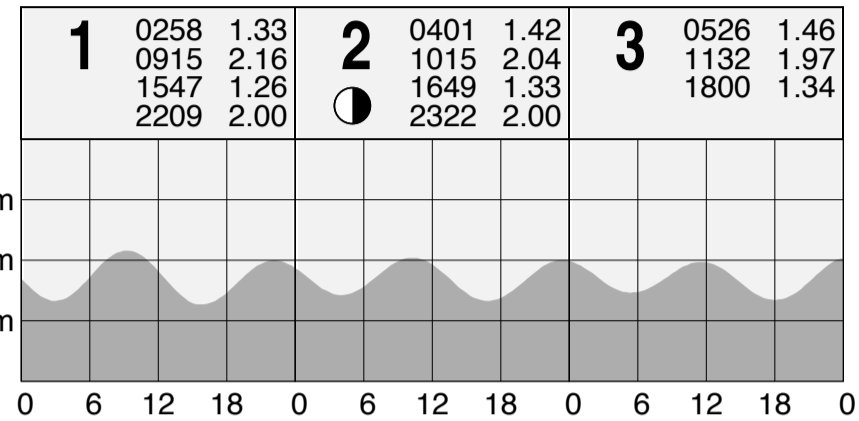
TUESDAY

WEDNESDAY

THURSDAY

FRIDAY

SATURDAY




- ▲ Highest tide of the month
- ▼ Lowest tide of the month
- New moon
- ◐ First quarter
- Full moon
- ◑ Last quarter

© Copyright: Commonwealth of Australia 2020, Bureau of Meteorology
Disclaimer: These tide predictions are supplied in good faith and are believed to be correct. They are not necessarily related to a local hydrographic chart datum.
 No warranty is given in respect to errors, omissions, or suitability for any purpose.

TIDAL PREDICTIONS FOR KIRIBATI - BETIO

AUGUST 2021

Local Standard Time



- ▲ Highest tide of the month
- ▼ Lowest tide of the month
- New moon
- ◐ First quarter
- Full moon
- ◑ Last quarter

© Copyright: Commonwealth of Australia 2020, Bureau of Meteorology

Disclaimer: These tide predictions are supplied in good faith and are believed to be correct. They are not necessarily related to a local hydrographic chart datum.

No warranty is given in respect to errors, omissions, or suitability for any purpose.

TIDAL PREDICTIONS FOR KIRIBATI - BETIO

SEPTEMBER 2021

Local Standard Time

SUNDAY

MONDAY

TUESDAY

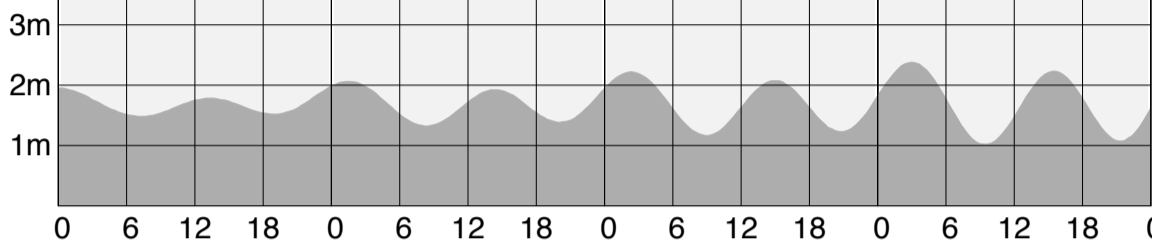
WEDNESDAY

THURSDAY

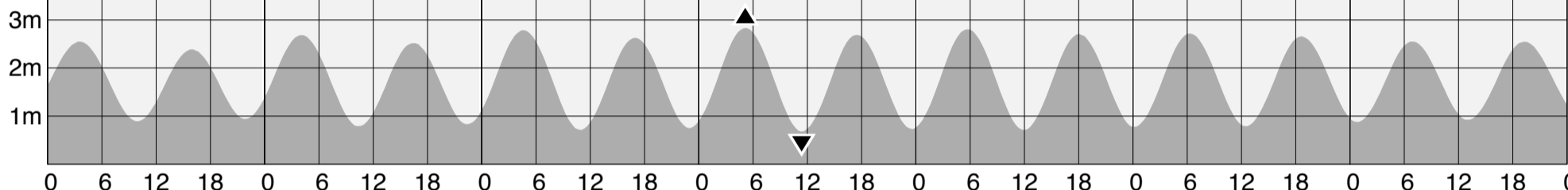
FRIDAY

SATURDAY

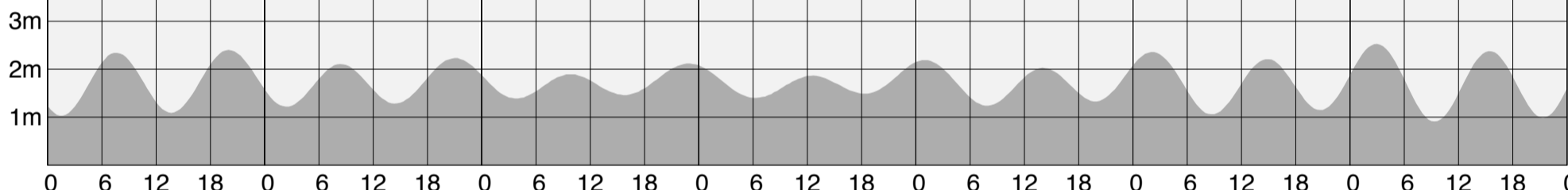
1	0722 1.49	2	0130 2.07	3	0222 2.23	4	0300 2.39
	1322 1.79		0821 1.33		0856 1.17		0926 1.02
	1857 1.53		1424 1.93		1500 2.08		1529 2.24
			2005 1.39		2045 1.24		2118 1.08



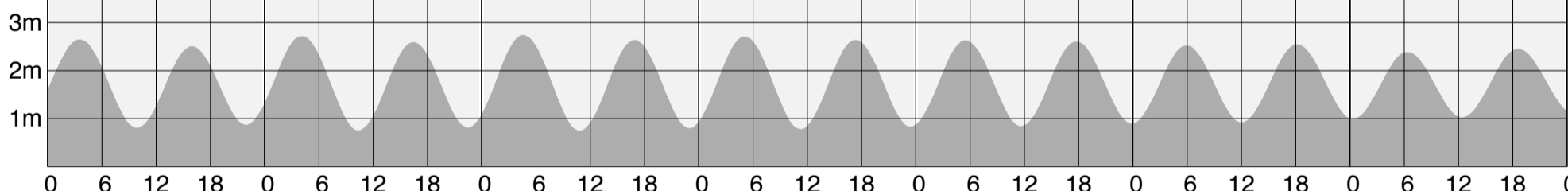
5	0332 2.55	6	0404 2.69	7	0436 2.79	8	0509 2.83	9	0542 2.81	10	0008 0.77	11	0047 0.88
	0954 0.89		1022 0.79		1052 0.71		1123 0.68		1155 0.71		0617 2.72		0654 2.56
	1557 2.39		1626 2.52		1657 2.63		1729 2.69		1802 2.71		1228 0.79		1302 0.92
	2151 0.94		2223 0.83		2257 0.75		2332 0.73		1837 2.66		1916 2.55		



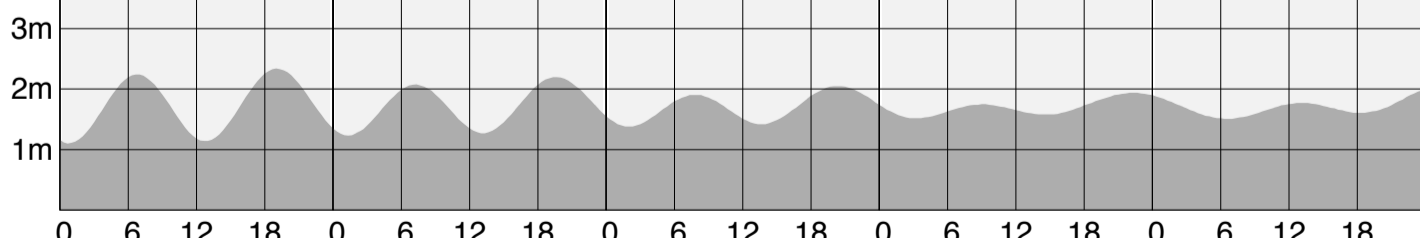
12	0130 1.03	13	0222 1.22	14	0348 1.39	15	0616 1.40	16	0059 2.19	17	0209 2.36	18	0256 2.53
	0734 2.34		0824 2.11		0950 1.89		1234 1.87		0752 1.24		0843 1.06		0919 0.91
	1339 1.09		1424 1.28		1545 1.46		1820 1.49		1404 2.03		1451 2.21		1528 2.38
	2000 2.40		2102 2.23		2254 2.12				1950 1.33		2041 1.14		2120 0.99



19	0333 2.65	20	0406 2.73	21	0436 2.74	22	0503 2.71	23	0530 2.63	24	0555 2.53	25	0019 0.99
	0952 0.81		1021 0.75		1048 0.75		1114 0.78		1137 0.84		1200 0.92		0619 2.39
	1559 2.51		1627 2.59		1654 2.64		1719 2.64		1744 2.61		1809 2.55		1223 1.02
	2155 0.87		2226 0.81		2256 0.80		2324 0.83		2351 0.90				1835 2.46



26	0047 1.10	27	0118 1.23	28	0159 1.38	29	0314 1.52	30	0640 1.51
	0645 2.24		0714 2.08		0749 1.91		0907 1.75		1306 1.77
	1245 1.14		1310 1.27		1338 1.42		1431 1.58		1817 1.61
	1902 2.34		1935 2.20		2021 2.05		2219 1.94		



- ▲ Highest tide of the month
- ▼ Lowest tide of the month
- New moon
- ◐ First quarter
- Full moon
- ◑ Last quarter

© Copyright: Commonwealth of Australia 2020, Bureau of Meteorology


Disclaimer: These tide predictions are supplied in good faith and are believed to be correct. They are not necessarily related to a local hydrographic chart datum.

No warranty is given in respect to errors, omissions, or suitability for any purpose.

TIDAL PREDICTIONS FOR KIRIBATI - BETIO

OCTOBER 2021

Local Standard Time



- ▲ Highest tide of the month
- ▼ Lowest tide of the month
- New moon
- ◐ First quarter
- Full moon
- ◑ Last quarter

© Copyright: Commonwealth of Australia 2020, Bureau of Meteorology

Disclaimer: These tide predictions are supplied in good faith and are believed to be correct. They are not necessarily related to a local hydrographic chart datum.

No warranty is given in respect to errors, omissions, or suitability for any purpose.

TIDAL PREDICTIONS FOR KIRIBATI - BETIO

NOVEMBER 2021

Local Standard Time

SUNDAY

MONDAY

TUESDAY

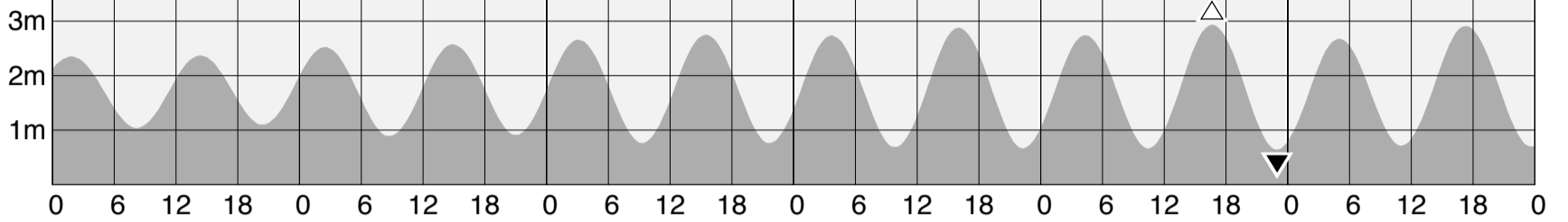
WEDNESDAY

THURSDAY

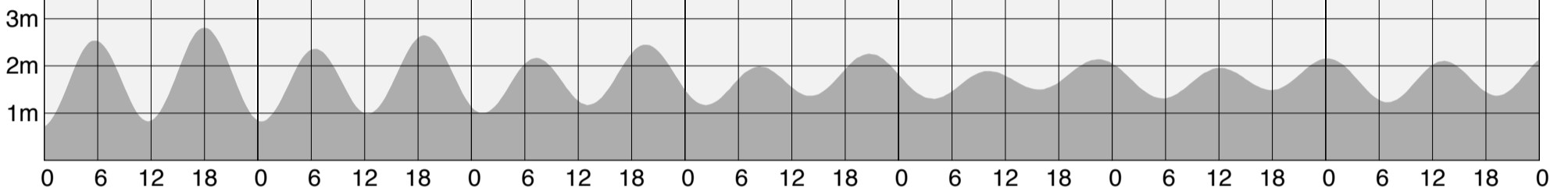
FRIDAY

SATURDAY

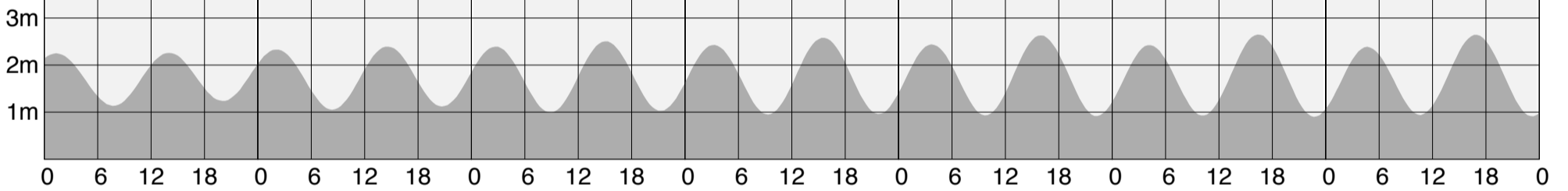
1	0150 2.35 0811 1.04 1423 2.37 2023 1.10	2	0229 2.52 0844 0.89 1455 2.57 2100 0.91	3	0305 2.66 0916 0.76 1528 2.75 2138 0.76	4	0342 2.74 0950 0.68 1602 2.88 2216 0.66	5	0420 2.74 1025 0.66 1639 2.93 2257 0.64	6	0459 2.68 1101 0.71 1717 2.91 2339 0.70
----------	--	----------	--	----------	--	----------	--	----------	--	----------	--



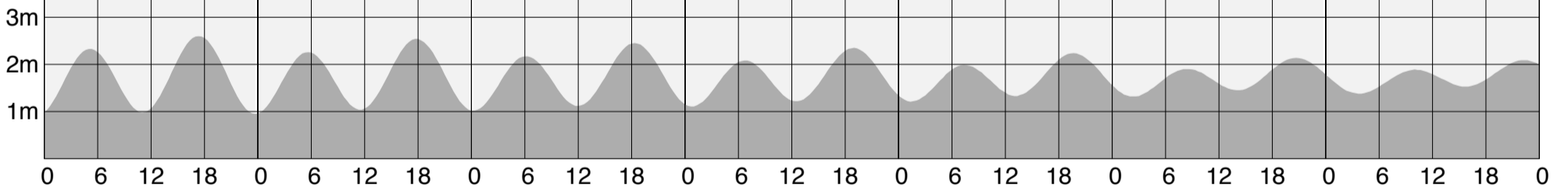
7	0541 2.54 1139 0.82 1759 2.81	8	0024 0.82 0625 2.37 1219 0.98 1843 2.65	9	0115 0.99 0715 2.17 1305 1.17 1934 2.45	10	0219 1.17 0824 1.99 1405 1.37 2044 2.26	11	0351 1.30 1009 1.89 1546 1.50 2228 2.14	12	0542 1.31 1207 1.96 1753 1.49	13	0013 2.16 0657 1.23 1318 2.11 1913 1.37
----------	-------------------------------------	----------	--	----------	--	-----------	--	-----------	--	-----------	-------------------------------------	-----------	--



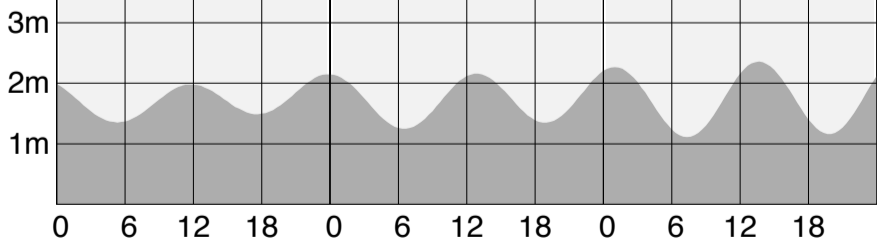
14	0120 2.25 0745 1.13 1401 2.26 2003 1.24	15	0206 2.33 0821 1.05 1436 2.39 2042 1.12	16	0243 2.39 0851 0.99 1505 2.50 2115 1.03	17	0314 2.43 0918 0.95 1532 2.58 2145 0.96	18	0343 2.44 0945 0.93 1559 2.63 2214 0.92	19	0411 2.42 1010 0.93 1625 2.65 2243 0.90	20	0440 2.39 1035 0.94 1652 2.64 2311 0.91
-----------	--	-----------	--	-----------	--	-----------	--	-----------	--	-----------	--	-----------	--



21	0508 2.33 1101 0.98 1720 2.60 2341 0.95	22	0537 2.26 1129 1.04 1749 2.54	23	0012 1.02 0608 2.17 1158 1.12 1820 2.45	24	0045 1.11 0642 2.08 1230 1.22 1854 2.35	25	0126 1.21 0725 1.99 1308 1.33 1938 2.24	26	0220 1.32 0828 1.90 1405 1.45 2042 2.14	27	0343 1.38 1006 1.89 1542 1.53 2217 2.09
-----------	--	-----------	-------------------------------------	-----------	--	-----------	--	-----------	--	-----------	--	-----------	--



28	0520 1.35 1145 1.98 1735 1.49 2351 2.15	29	0630 1.24 1251 2.16 1853 1.34	30	0059 2.27 0721 1.11 1339 2.36 1947 1.16
-----------	--	-----------	-------------------------------------	-----------	--



- ▲ Highest tide of the month
- ▼ Lowest tide of the month
- △ Highest tide of the year
- New moon
- ◐ First quarter
- Full moon
- ◑ Last quarter

© Copyright: Commonwealth of Australia 2020, Bureau of Meteorology

Disclaimer: These tide predictions are supplied in good faith and are believed to be correct. They are not necessarily related to a local hydrographic chart datum.

No warranty is given in respect to errors, omissions, or suitability for any purpose.

TIDAL PREDICTIONS FOR KIRIBATI - BETIO

DECEMBER 2021

Local Standard Time

SUNDAY

MONDAY

TUESDAY

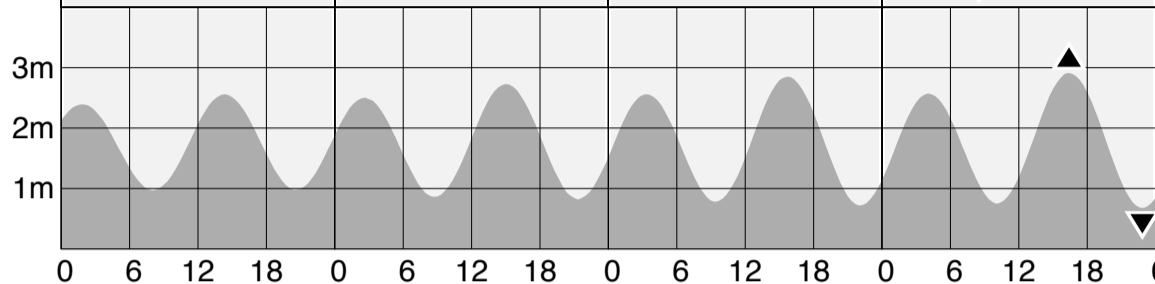
WEDNESDAY

THURSDAY

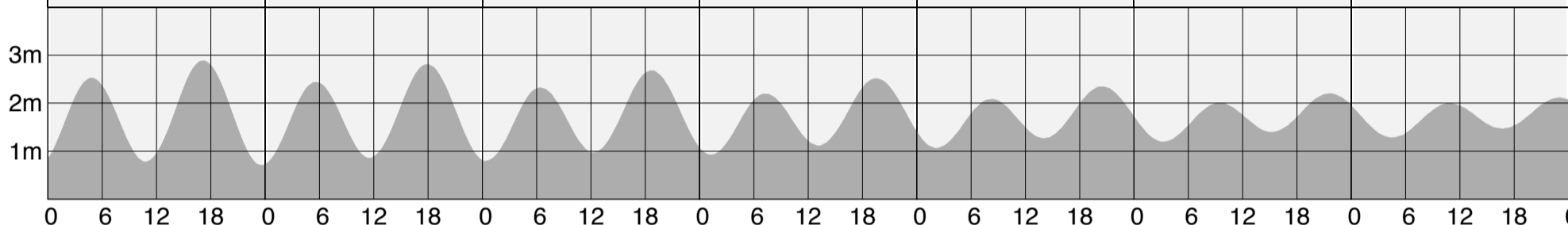
FRIDAY

SATURDAY

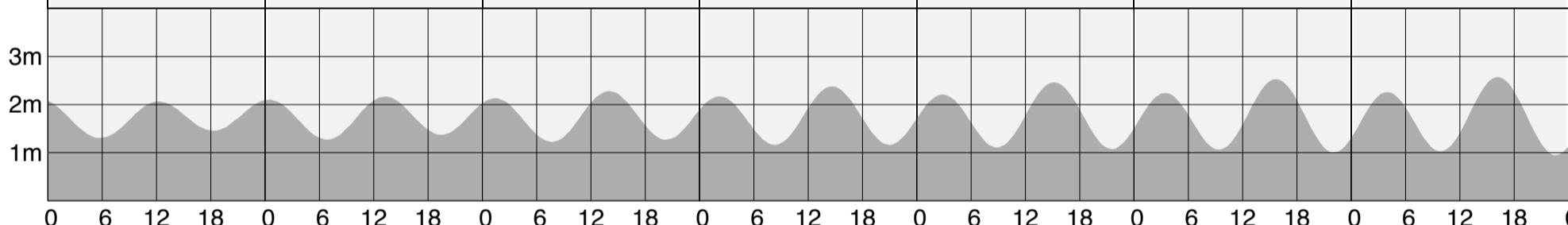
1	0150	2.40	2	0236	2.50	3	0321	2.56	4	0405	2.57
	0803	0.97		0844	0.86		0924	0.78		1005	0.75
	1420	2.56		1500	2.73		1542	2.85		1624	2.91
	2035	0.98		2119	0.82		2204	0.72		2249	0.68



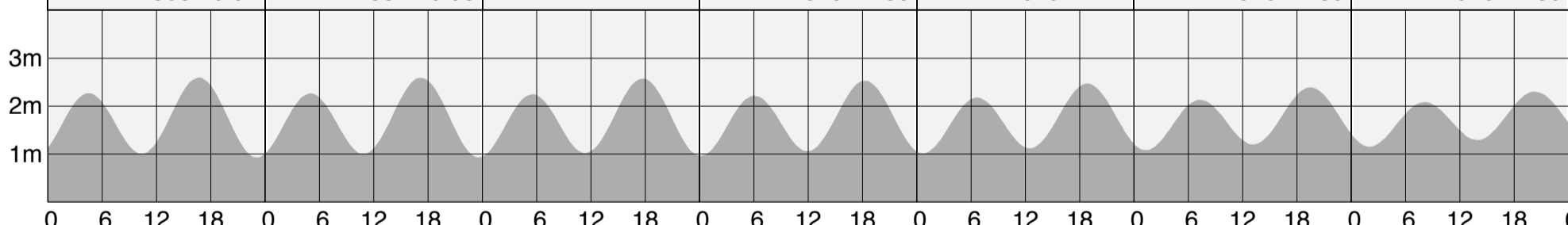
5	0450	2.53	6	0536	2.44	7	0024	0.80	8	0115	0.93	9	0211	1.07	10	0315	1.20	11	0430	1.29
	1047	0.78		1131	0.86		0625	2.33		0717	2.20		0816	2.09		0927	2.01		1052	2.00
	1708	2.89		1754	2.82		1217	0.98		1306	1.12		1402	1.27		1511	1.40		1641	1.47
	2335	0.71		1841	2.69		1931	2.52		2029	2.35		2137	2.21		2300	2.12			



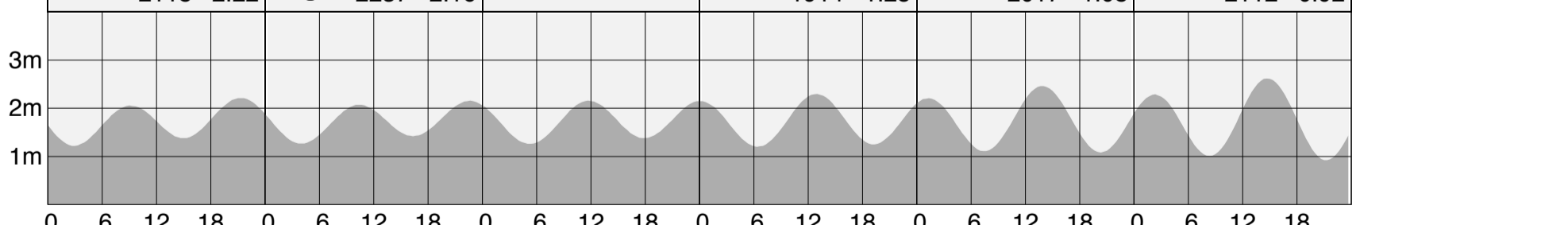
12	0549	1.30	13	0022	2.10	14	0125	2.13	15	0213	2.17	16	0251	2.21	17	0326	2.24	18	0358	2.26
	1215	2.06		0652	1.27		0740	1.22		0818	1.16		0851	1.11		0921	1.06		0951	1.02
	1817	1.46		1315	2.17		1400	2.28		1437	2.38		1510	2.46		1540	2.53		1611	2.57
				1928	1.37		2018	1.27		2058	1.17		2132	1.07		2203	1.00		2233	0.95



19	0430	2.27	20	0500	2.26	21	0531	2.25	22	0006	0.96	23	0039	1.01	24	0116	1.08	25	0200	1.15
	1020	1.00		1050	1.00		1121	1.02		0603	2.22		0638	2.18		0717	2.13		0806	2.08
	1641	2.60		1712	2.60		1743	2.57		1154	1.06		1229	1.12		1308	1.20		1356	1.29
	2303	0.92		2334	0.93		1815	2.53		1815	2.53		1849	2.47		1929	2.39		2016	2.30



26	0252	1.22	27	0358	1.27	28	0515	1.26	29	0000	2.16	30	0115	2.21	31	0217	2.29
	0909	2.06		1024	2.07		1144	2.16		0625	1.20		0726	1.11		0820	1.00
	1458	1.38		1620	1.42		1754	1.38		1253	2.30		1351	2.46		1444	2.62
	2118	2.22		2237	2.16		1914	1.25		1914	1.25		2017	1.08		2112	0.92



- ▲ Highest tide of the month
- ▼ Lowest tide of the month
- New moon
- ◐ First quarter
- Full moon
- ◑ Last quarter

© Copyright: Commonwealth of Australia 2020, Bureau of Meteorology

Disclaimer: These tide predictions are supplied in good faith and are believed to be correct. They are not necessarily related to a local hydrographic chart datum.

No warranty is given in respect to errors, omissions, or suitability for any purpose.