

Issued 3<sup>rd</sup> May 2021



# Kiribati Climate Outlook

## *May to July 2021*

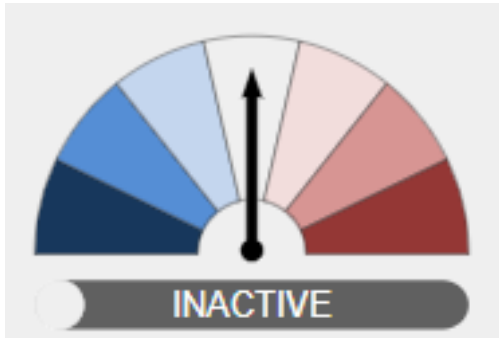
Kiribati Meteorological Service Headquarter, Temakin Betio

Tel: 1055, 75126459, 75125444

Site: [www.met.gov.ki](http://www.met.gov.ki)

Email: [climate@met.gov.ki](mailto:climate@met.gov.ki)

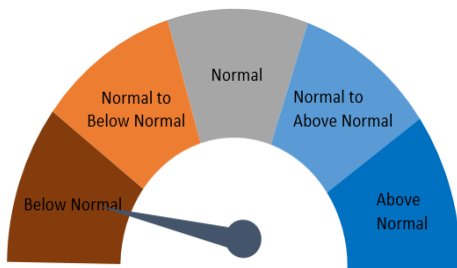
# Highlights



**ENSO Outlook**

## ENSO Outlook:

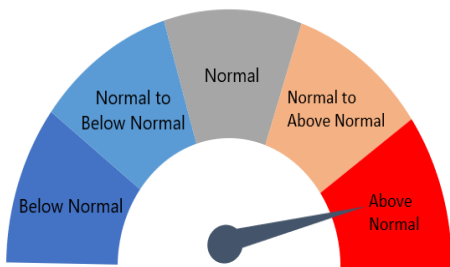
- Remains Neutral and expected to continue until September this year.



**Rainfall outlook**

## Rainfall Outlook:

- Kiribati islands were likely to get Below Normal rainfall with other stations likely to get Normal to Below Normal (Kanton, Kiritimati and Beru) for May to July 2021.



**Air Temperature Outlook**

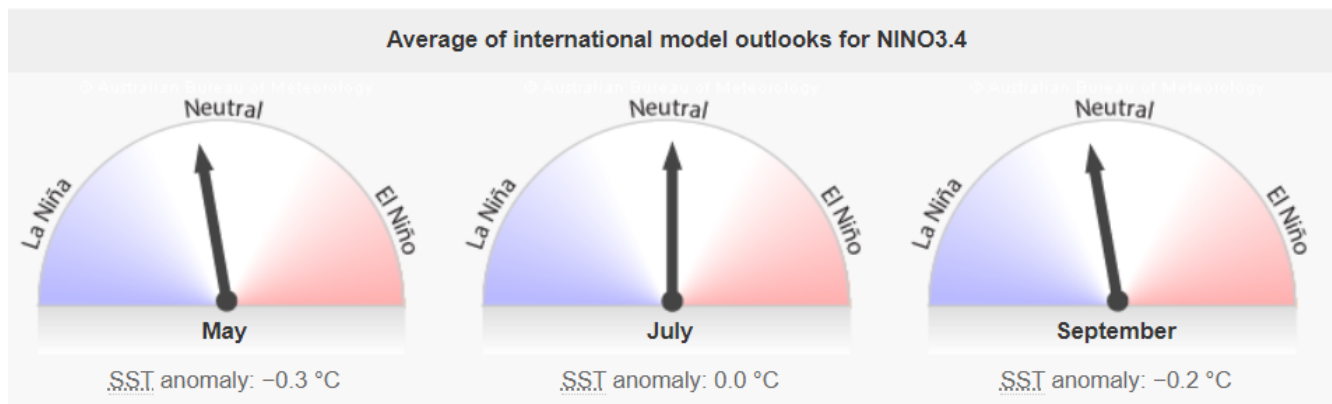
## Air Temperature Outlook:

- Gilbert and Phoenix islands were expected to be warmer than the Line islands for May to July 2021.

# EI NINO SOUTHERN OSCILLATION (ENSO) UPDATE

- The El Niño–Southern Oscillation (ENSO) remains neutral. It is indicated to be last at least until September.
- The Madden-Julian Oscillation (MJO) is moving away from Western Pacific and into Western Hemisphere and African Group. This means that rainfall over the region including Kiribati is expected to be suppressed.

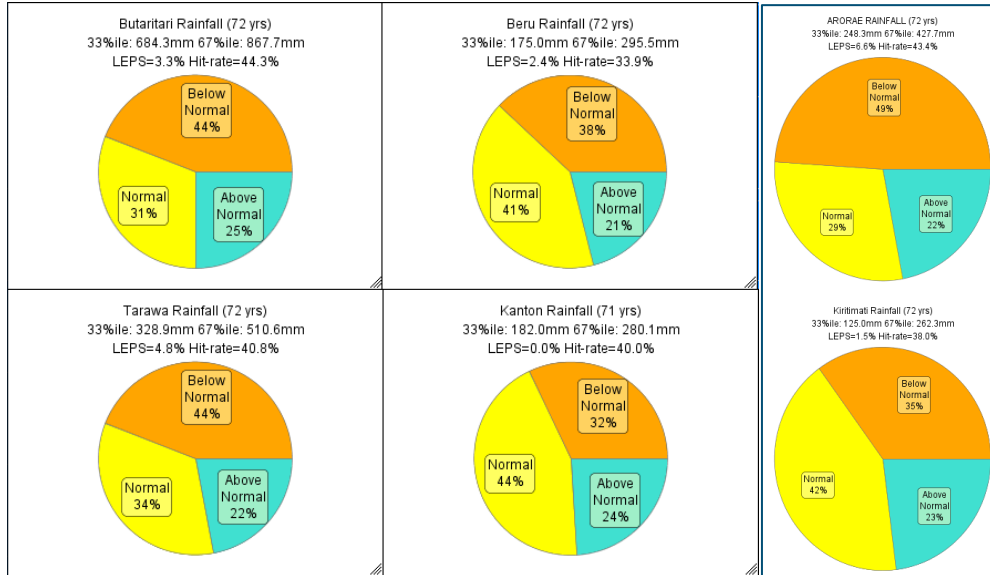
## ENSO MODEL OUTLOOK FOR MAY – SEPTEMBER 2021



Source: BoM website

# RAINFALL OUTLOOK

## FORECAST 1 (SCOPIC MODEL) - MAY TO JULY 2021



### Island Stations Outlook:

Beru- Normal to Below Normal rainfall.

Butaritari- Below Normal rainfall.

Tarawa- Below Normal rainfall.

Kanton- Normal rainfall.

Kiritimati- Normal rainfall.

# RAINFALL OUTLOOK

FORECAST 2 (PICASO MODEL) – MAY TO JULY 2021

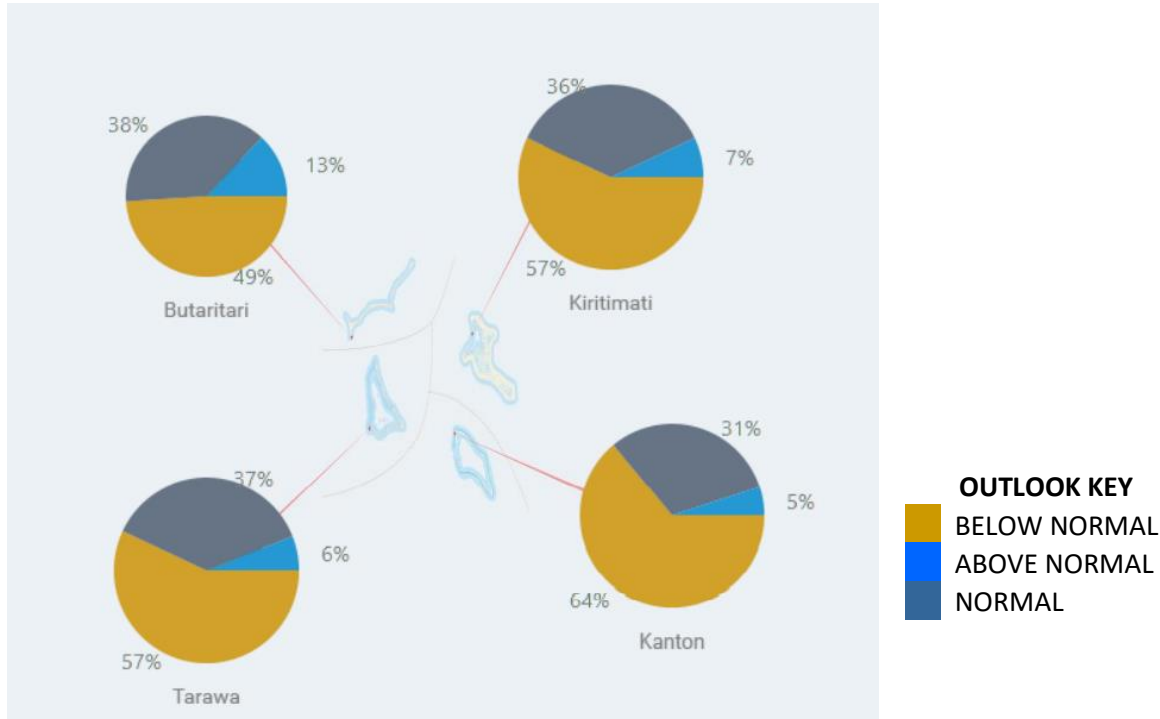


Figure 1 All Met stations expects below normal rainfall for May to July 2021. The bigger the pies the higher the accuracy of rainfall forecasts.

## Island Stations Outlook:

Butaritari- Below Normal rainfall.

Tarawa- Below Normal rainfall.

Kanton- Below Normal rainfall.

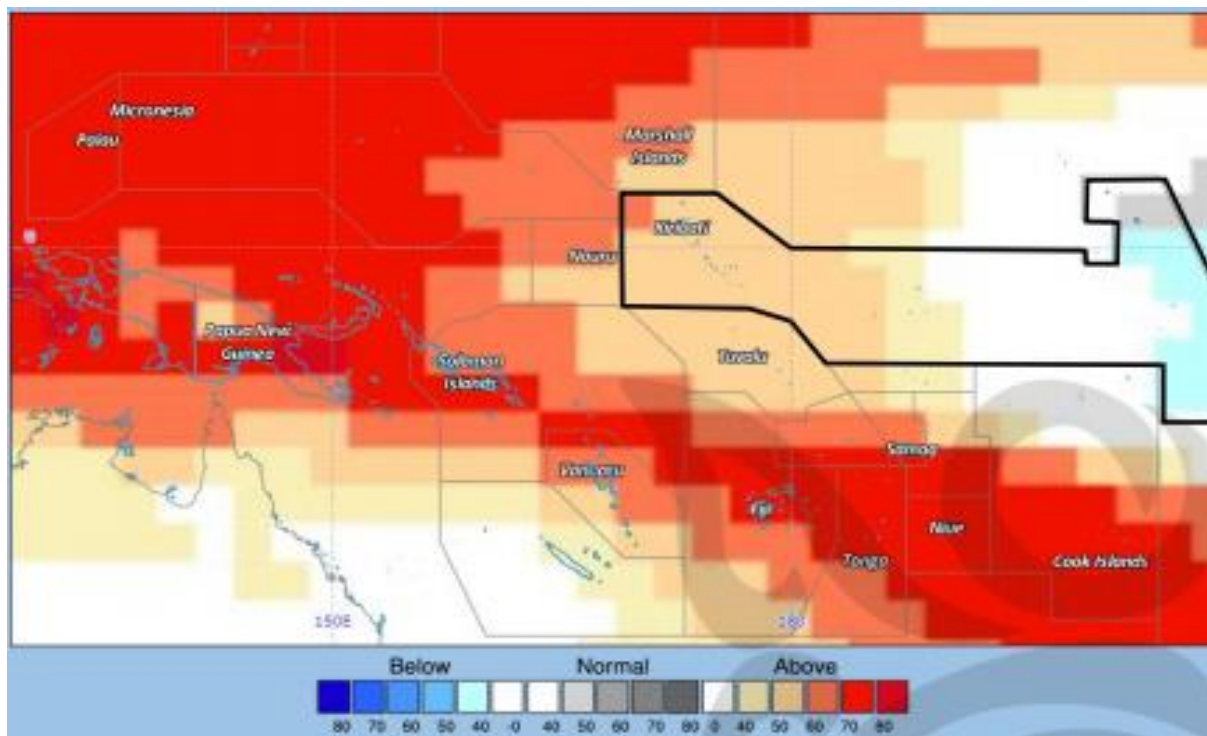
Kiritimati- Below Normal rainfall.

## Overall Rainfall Prediction:

Both models were not agreeing on the same forecast for some stations however we could conclude that Kiribati islands were likely to get below normal rainfall while other stations like Kanton, Kiritimati and Beru were showing the likeliness of getting normal to below normal in their outlooks for May to July 2021.

# AIR TEMPERATURE OUTLOOK

CLIKP TEMPERATURE FORECAST- MAY TO JULY 2021



*Figure 2: The above map is an output from clikp model on the forecasted air temperature for May to July 2021. As shown Kiribati is in the outlined black box. Temperature ranges from Normal to Above normal. Normal temperature in the Gilbert and Phoenix groups whereas normal in the Line islands.*

## **Air Temperature Outlooks:**

Above normal in the Gilbert and Phoenix groups and normal in the Line islands.

## **Overall Temperature Outlook:**

From the map above- it does shows that the air temperature is warmer in the Gilbert and Phoenix than in the Line islands.