



Kiribati Climate Outlook

September to November 2022

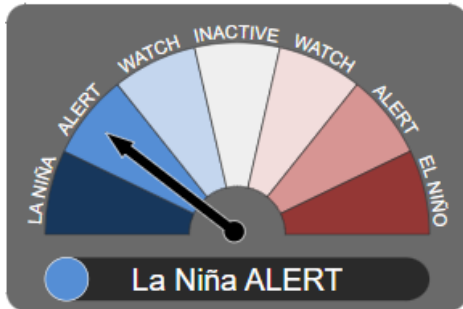
Kiribati Meteorological Service Headquarter, Temakin Betio

Tel: 1055, 75126459, 75125444

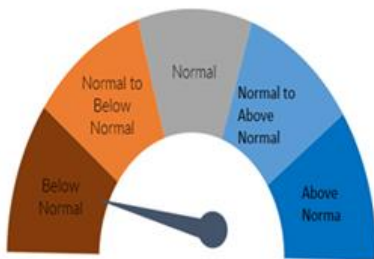
Site: www.met.gov.ki

Email: climate@met.gov.ki

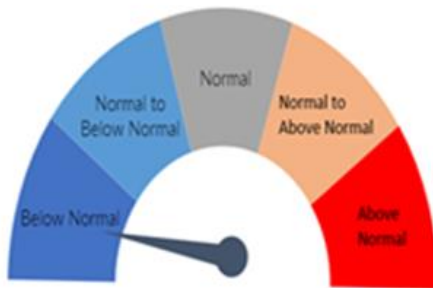
Summary



ENSO Outlook: The ENSO outlook has been elevated to **La Niña Alert**. The La Niña alert means there is a likely or a chance for La Niña to develop, during the September to November 2022 or December 2022 to February 2023 period.



Rainfall Outlook: **Below normal** rainfall is favored at all Kiribati islands.



Air Temperature Outlook: **Below normal** air temperature is favored at all Kiribati islands including the Line and Phoenix groups.

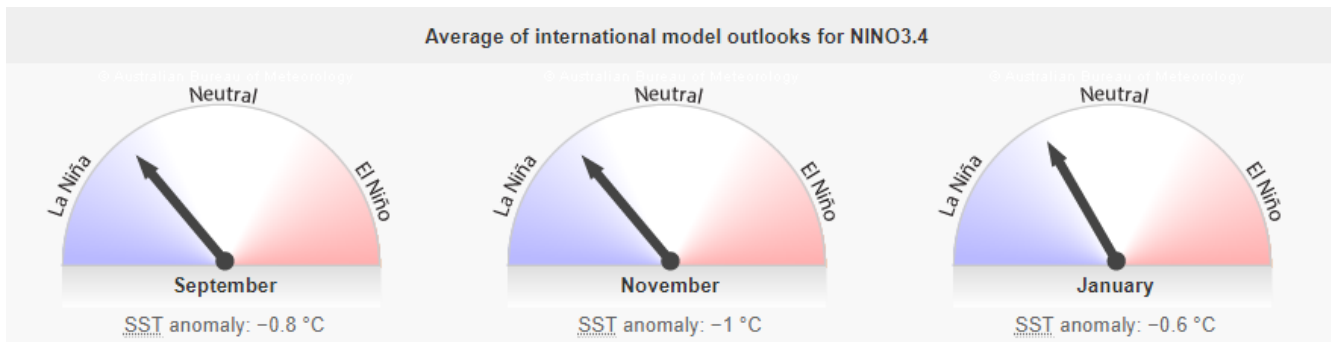
EI NINO SOUTHERN OSCILLATION (ENSO) UPDATE

The ENSO Outlook has been raised to La Niña ALERT. This is due to both renewed cooling in the tropical Pacific Ocean as well as climate models indicating La Niña is likely during September to November or December to February. La Niña events increase the chances of below-normal rainfall for Kiribati.

El Niño–Southern Oscillation (ENSO) ocean indicators are currently at neutral levels but show a renewed push towards La Niña. Central tropical Pacific Sea surface temperatures (SSTs) have cooled over the past six weeks, while the sub-surface has also seen recent cooling. Some atmospheric indicators, such as the Southern Oscillation Index and cloudiness near the Date Line continue to show a La Niña-like signal.

Four of seven climate models surveyed by the Bureau suggest La Niña could return by early-to-mid spring (September to November). The remaining three models maintain a neutral, though cooler than average, outlook for central Pacific SSTs for the remainder of 2022.

ENSO OUTLOOK- SEPTEMBER 2022 TO JANUARY 2023



Source: BoM website

RAINFALL OUTLOOK

FORECAST 1 (SCOPIC MODEL) – SEPTEMBER TO NOVEMBER 2022

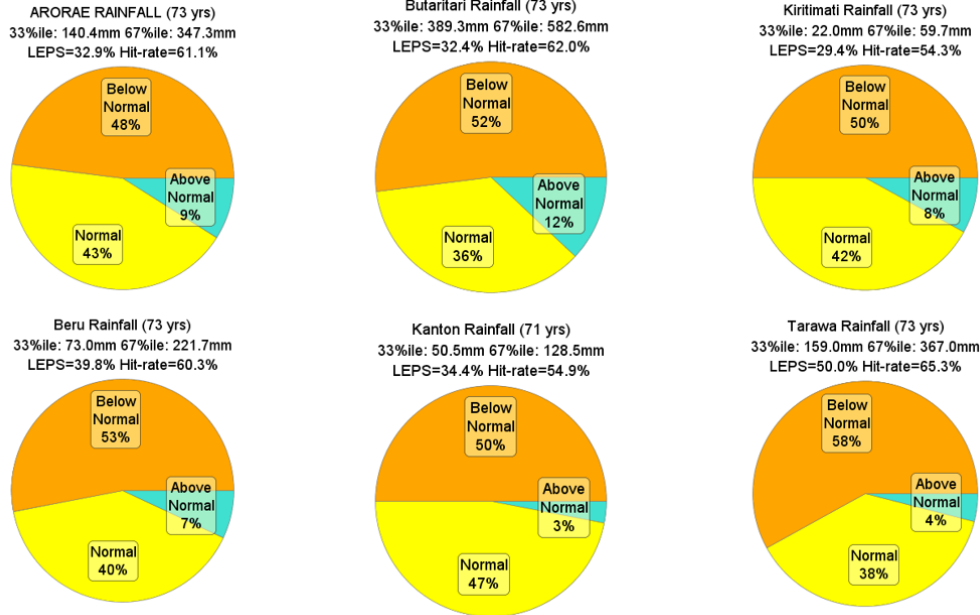


Figure 1: The above pie charts depicts rainfall outlook for September to November. Brown color shows below normal rainfall, yellow is normal and blue is above normal. Most islands in Kiribati are likely to get **below normal rainfall** as their most likely outcome for September to November 2022.

FORECAST 2 (PICASO MODEL) – SEPTEMBER TO NOVEMBER 2022

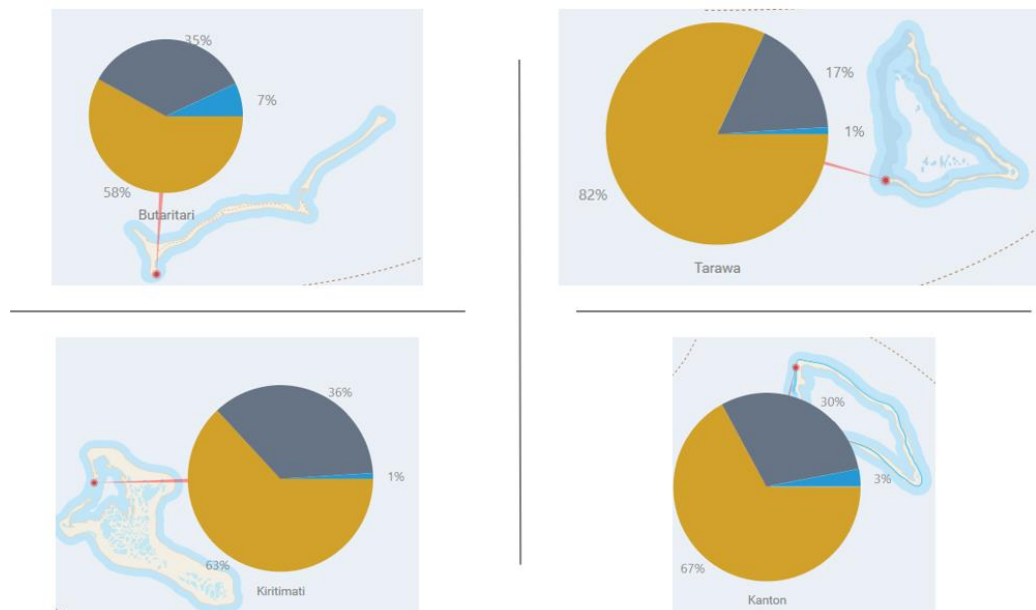


Figure 2: The above pie charts depicts rainfall outlook for September to November 2022. Brown color depicts below normal rainfall, grey is normal and blue is above normal. The September to November 2022 rainfall Outlook, all Kiribati islands favor below normal rainfall.

AIR TEMPERATURE OUTLOOK

CLIKP TEMPERATURE FORECAST- SEPTEMBER TO NOVEMBER 2022

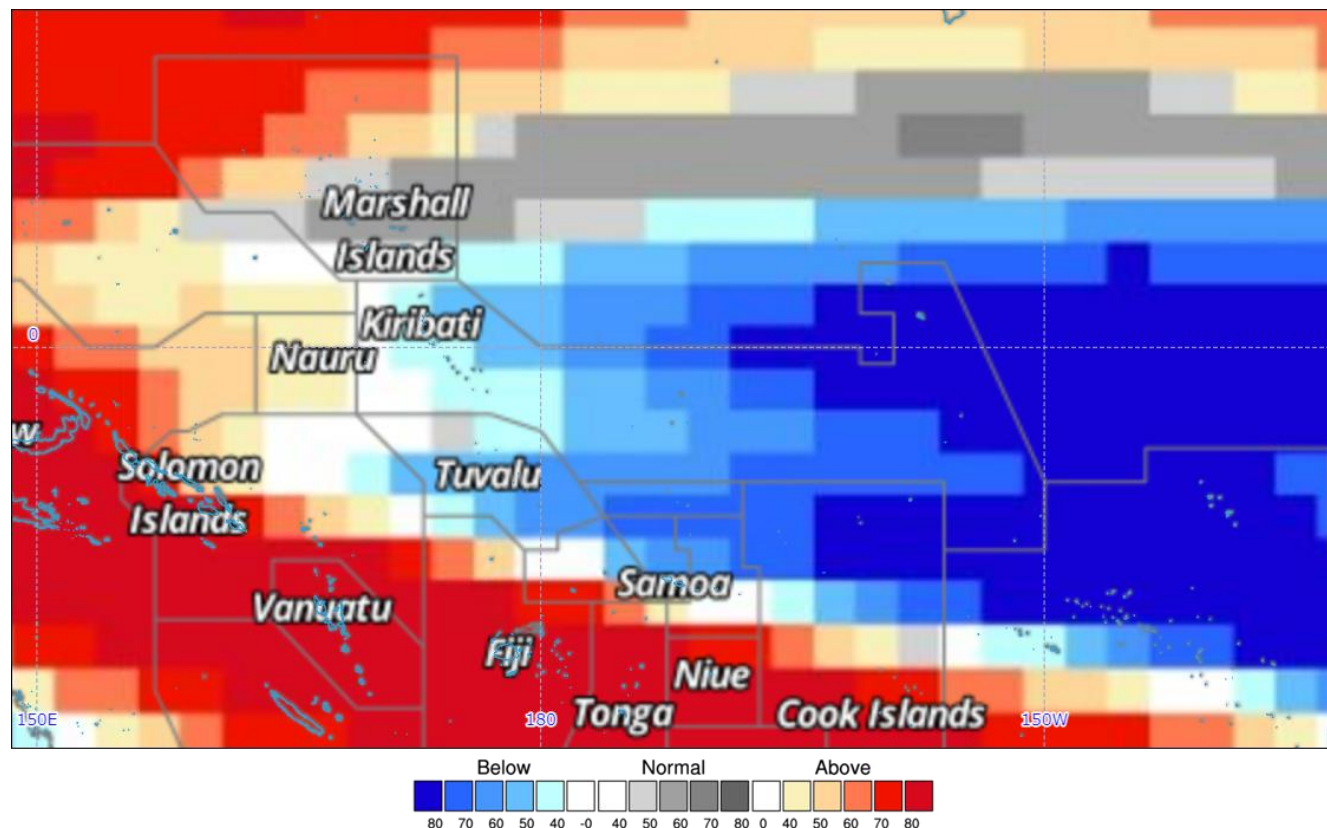


Figure 2: All Kiribati islands including Line and Phoenix groups favor below normal air temperature for September to November 2022.

Air Temperature Outlooks:

- **Below normal air temperature** is favored at most of all Kiribati islands including the Line and Phoenix groups.